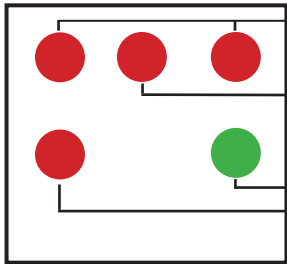


Your Radio Receiver

What the lights indicate



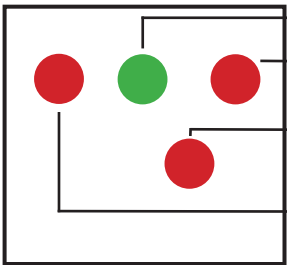
Comverge

Left and Right Red Lights are for water storage only. When either red light is on, water heaters are turned off.

Middle Red Light is for electric heating or cycled air conditioning. When the red light is on, the electric heat is off or air conditioning is being cycled.

Green Light will blink upon receipt of sent signal.

Optional Lower Left Red Light (if applicable) is for heat storage or dual fuel. When the red light is on, the heat storage or dual fuel is off.



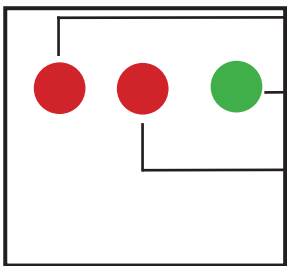
Relm/Regency

Green Light will blink upon receipt of a sent signal.

Right Red Light is for electric heating or cycled air conditioning. When the red light is on, the electric heat is off or air conditioning is being cycled.

Optional 3rd Light (if applicable) is for heat storage or dual fuel. When the light is on, the heat storage or dual fuel is off.

Left Red Light is for water storage only. When the left red light is on, water heaters are turned off.

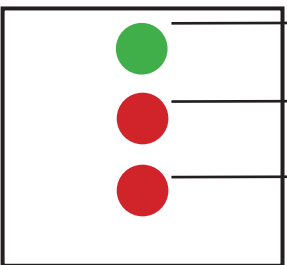


Scientific-Atlanta

Left Red Light is for water storage only. When the left red light is on, water heaters are turned off.

Green Light is on only briefly when receiver is first energized or when power is restored.

Middle Red Light is for electric heating or cycled air conditioning. When the red light is on, the electric heat is off or air conditioning is being cycled.



Scientific-Atlanta

Green Light is on only briefly when receiver is first energized or when power is restored.

Upper Red Light is for water storage only. When the upper red light is on, water heaters are turned off.

Lower Red Light is for electric heating or cycled air conditioning. When the lower red light is on, the electric heat is off or air conditioning is being cycled.



Your Touchstone Energy® Cooperative
The power of human connection®

Note: Any time power is interrupted to the unit - for any reason - the radio receiver is “programmed” not to run for 15 to 30 minutes after the last time power was restored. DO NOT turn the breakers on and off if your Off-Peak system(s) has not been operating. Instead, wait 15 to 30 minutes and the system should operate. During the 15 to 30 minute period, both red lights will usually remain on.